




Brincando e Aprendendo 2



SISTEMA FAEP






ANINHA PRECISA DE AJUDA
PARA CONTAR QUANTAS
FRUTAS TÊM DE CADA TIPO.
MARQUE A QUANTIDADE
DENTRO DE CADA CAIXINHA.



- BANANA
- ABACAXI
- MAÇÃ
- PERA
- MORANGO
- MANGA
- LARANJA
- MELANCIA




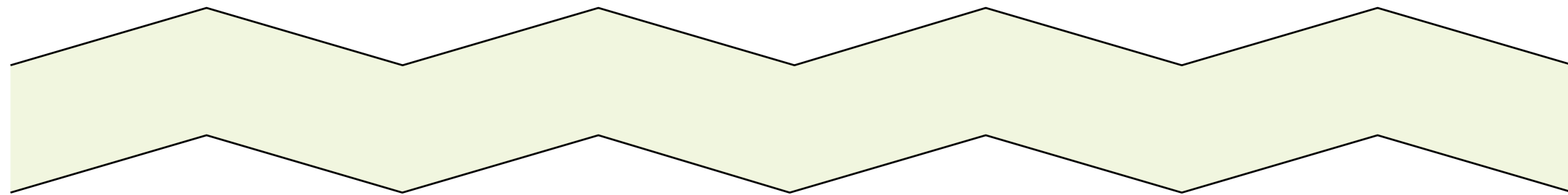
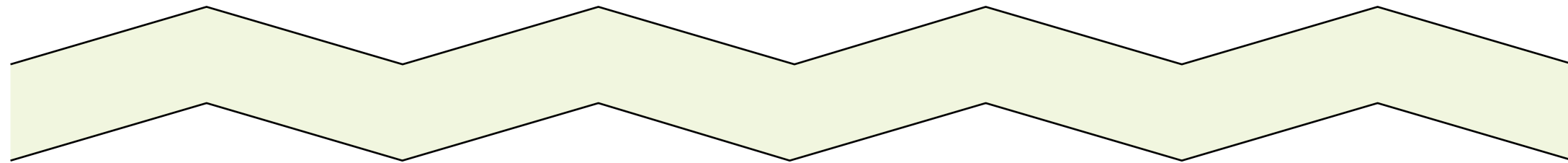
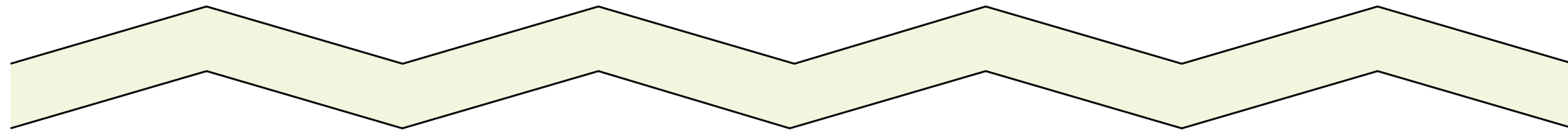
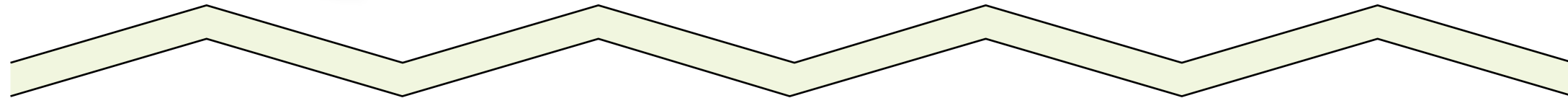
O AGRINHO ADORA BRINCAR. OLHE BEM A FOTO DO AGRINHO QUE ESTÁ NO RETÂNGULO MAIOR E PROCURE OUTRA FOTO IGUAL NOS RETÂNGULOS MENORES. CONTORNE A FOTO QUE É IGUAL À DO RETÂNGULO MAIOR.





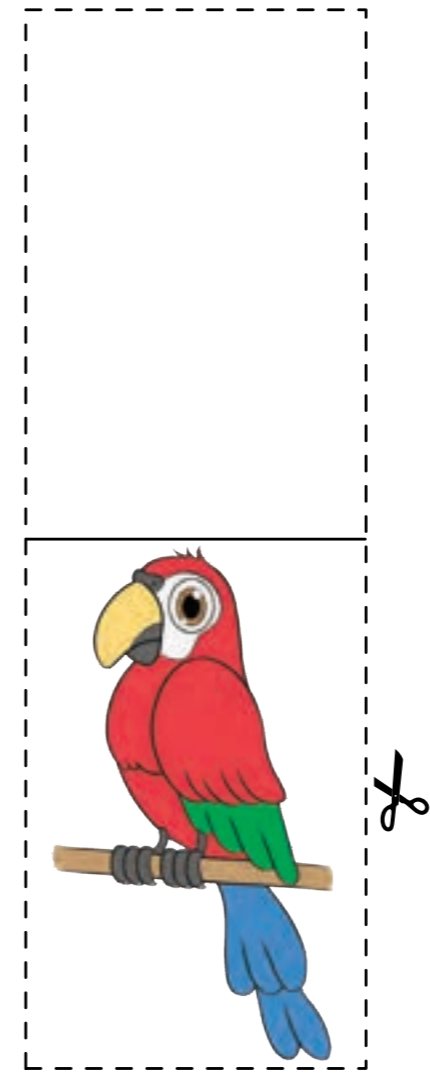


OLHE BEM AS FOTOS DA ANINHA QUE ESTÃO NAS FORMAS OVAIS. AGORA OLHE AS FOTOS QUE ESTÃO NAS FORMAS RETANGULARES. COMPARE OS PARES DE FOTO. MARQUE COM UM X OS PARES QUE MOSTRAM A ANINHA EM POSIÇÕES DIFERENTES.






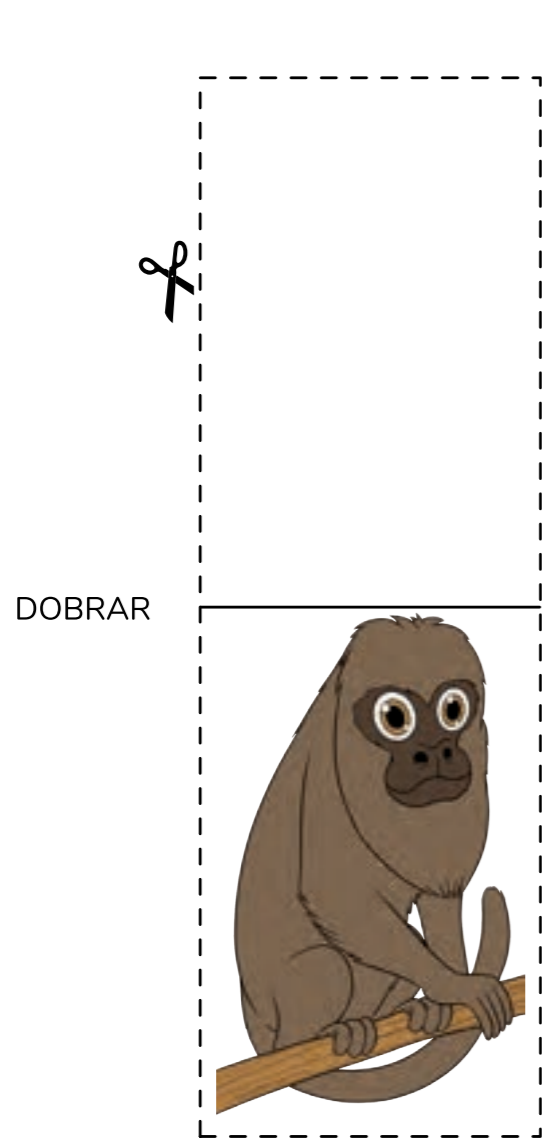
AJUDE A D. ANA A
ENCONTRAR SEUS OBJETOS
DE HIGIENE PESSOAL.



RECORTE SEGUINDO A LINHA PONTILHADA.
DOBRE AO MEIO. COLE AS LATERAIS.
BRINQUE COM OS SEUS COLEGAS FAZENDO
UM TEATRINHO COM OS SEUS DEDUCHES.






RECORTE SEGUINDO A LINHA PONTILHADA.
DOBRE AO MEIO. COLE AS LATERAIS.
BRINQUE COM OS SEUS COLEGAS FAZENDO
UM TEATRINHO COM OS SEUS DEDUCHES.




CUIDAR DA HIGIENE DOS DENTES É MUITO IMPORTANTE PARA A SAÚDE.

- MARQUE UM X NA ESCOVA DE DENTES QUE ESTÁ ATRÁS DA PASTA DE DENTES.
- PINTE DE AZUL A ESCOVA DE DENTES QUE ESTÁ EMBAIXO DA PASTA DE DENTES.
- CONTORNE A ESCOVA DE DENTES QUE ESTÁ EM CIMA DA PASTA DE DENTES.
- CIRCULE A ESCOVA DE DENTES QUE ESTÁ NA FRENTE DA PASTA DE DENTES.
- PINTE DE VERMELHO A ESCOVA DE DENTES QUE ESTÁ DO LADO DIREITO DA PASTA DE DENTES.
- PINTE DE AMARELO A ESCOVA DE DENTES QUE ESTÁ DO LADO ESQUERDO DA PASTA DE DENTES.





















ANINHA QUER ADOPTAR UM ANIMAL DE ESTIMAÇÃO. LEVE ELA ATÉ SEU FUTURO AMIGUINHO.



VAMOS BRINCAR DE COMPLETAR
O QUADRO?
RECORTE AS FIGURAS PONTILHADAS
E COLE-AS NO QUADRO CONFORME
A COMBINAÇÃO DADA.



				
0				
1				
2				
3				



		
		
		
		
		



PROCURE O ZUMZUM.
ELE É A ÚNICA ABELHA
QUE NÃO TEM UM PAR.




O QUE SERÁ QUE OS PERSONAGENS ESTÃO DIZENDO? CRIE FRASES DIVERTIDAS E PEÇA PARA SUA PROFESSORA ESCREVÊ-LAS.



ANDERSEN, ALFREDO. BARRA DO SUL. S.D (ASSOCIAÇÃO COMERCIAL DO PARANÁ)



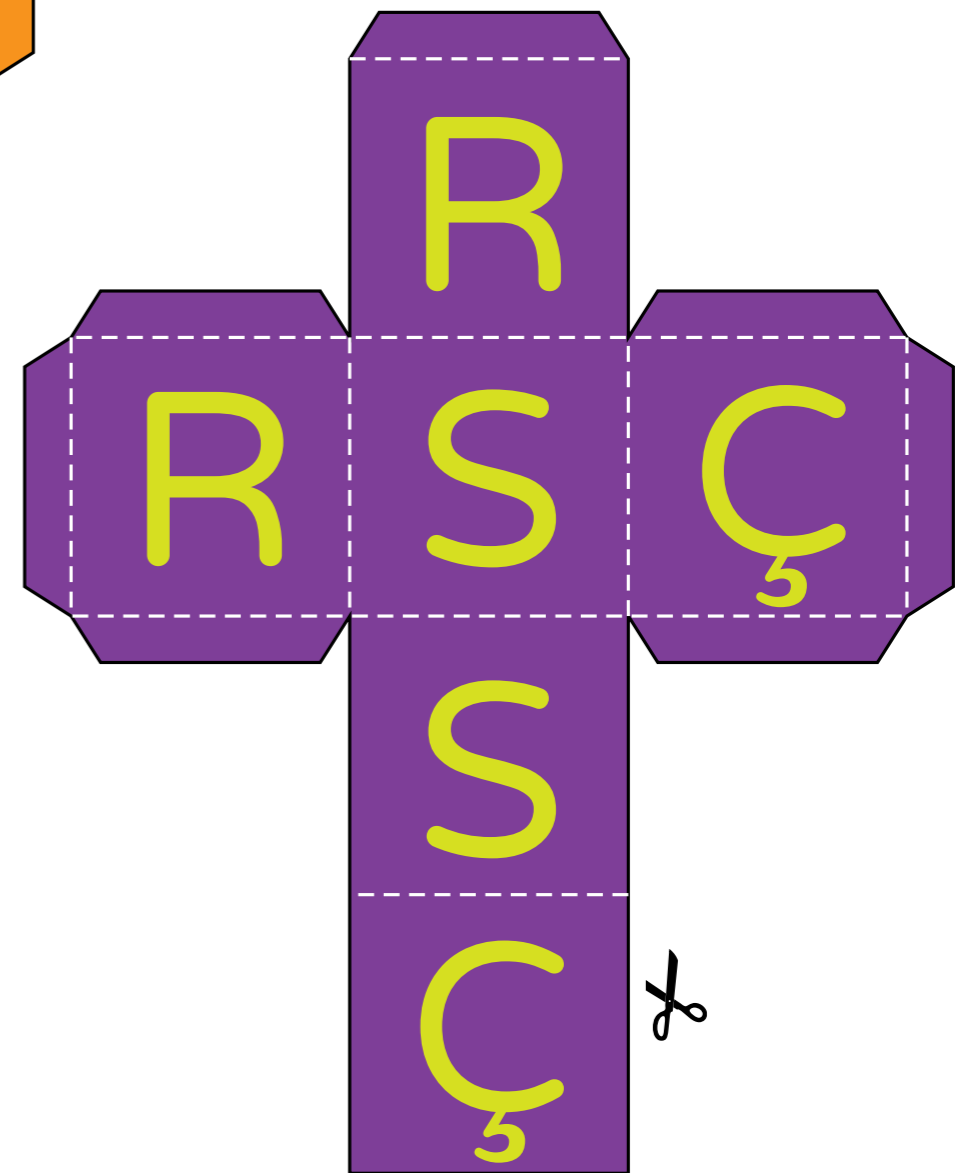


ALGUÉM CORTOU EM TIRAS ESSA CENA DO AGRINHO, ANINHA E NANDO FAZENDO A HIGIENE PESSOAL. COLOQUE EM ORDEM DA ESQUERDA PARA A DIREITA.




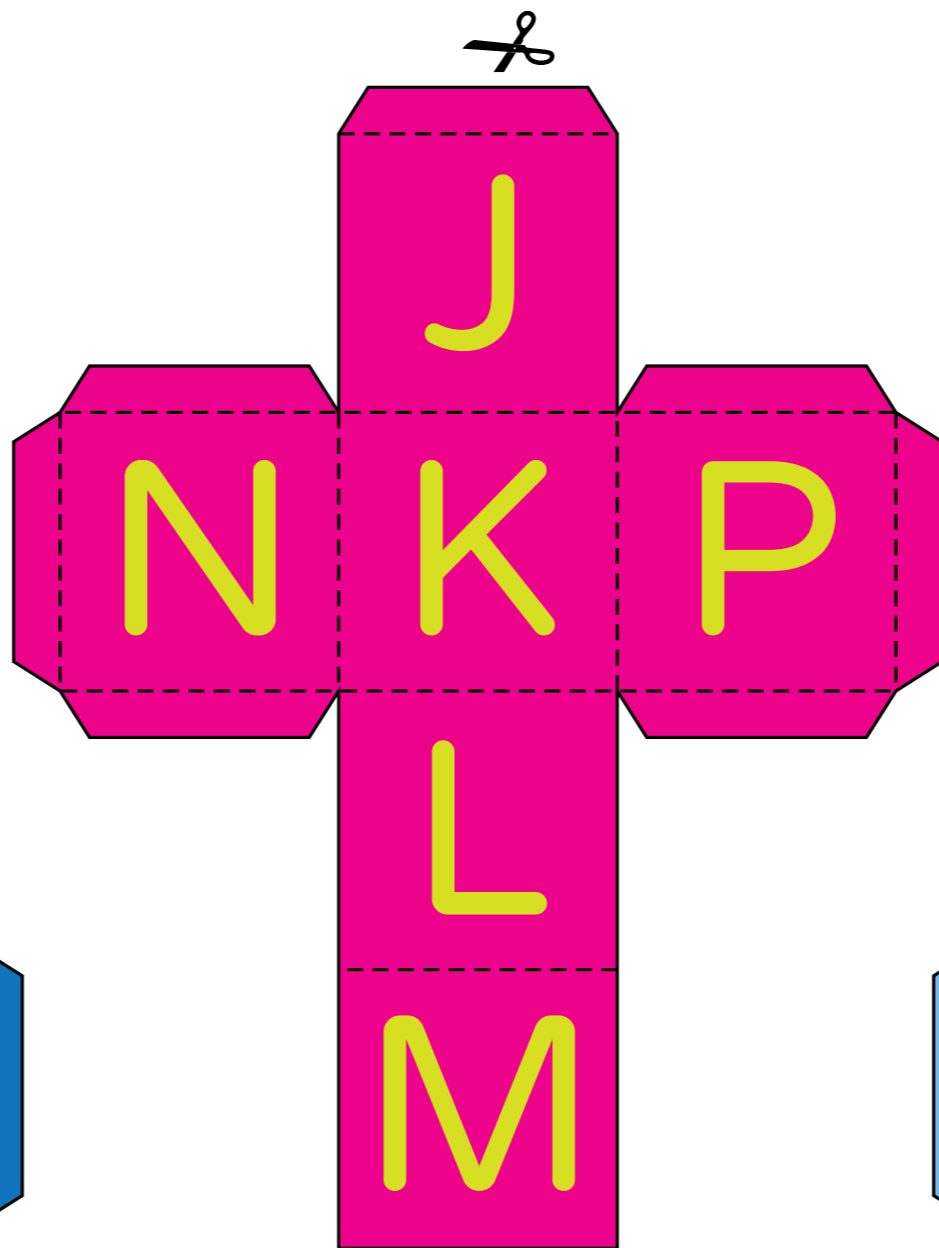
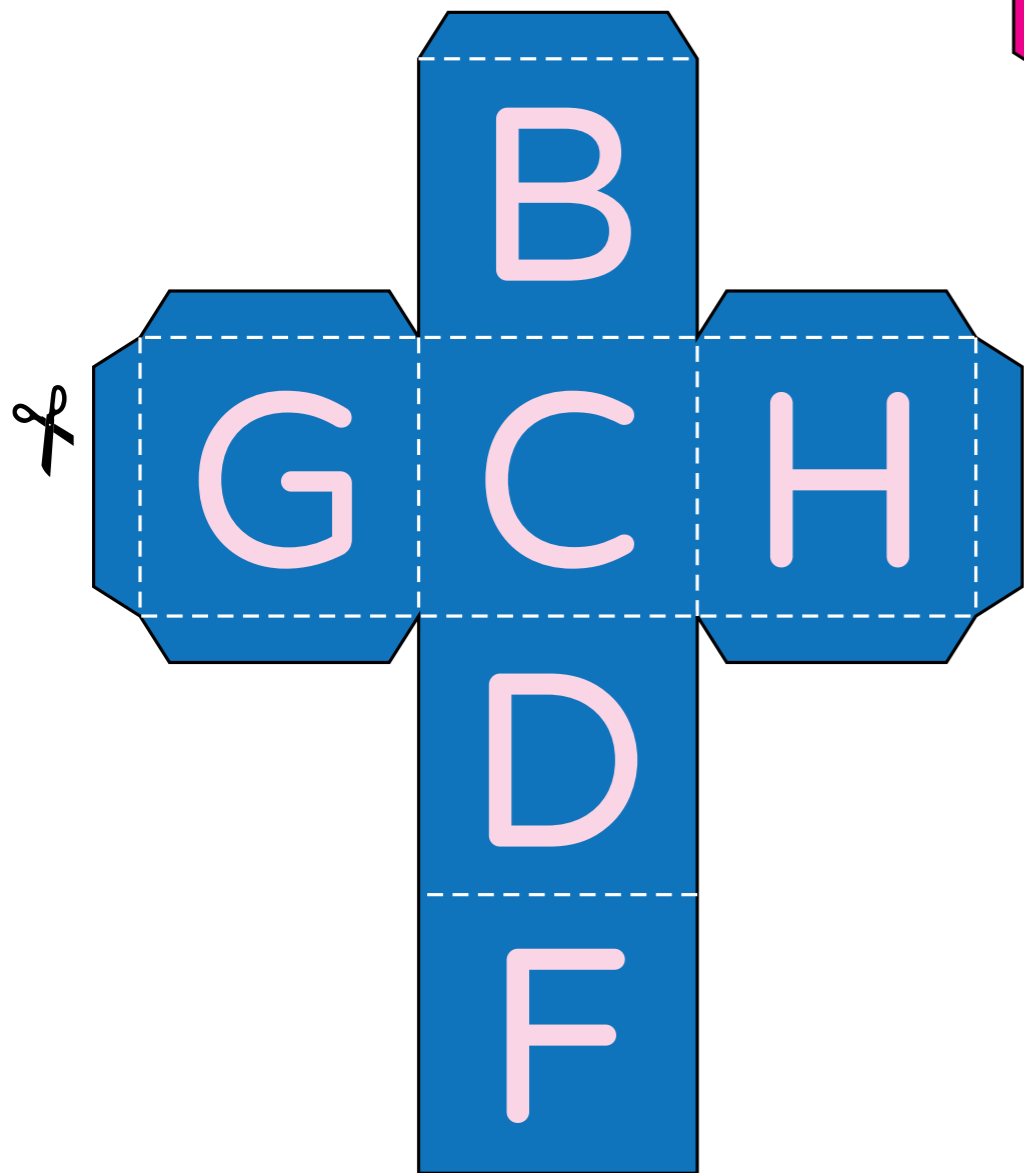
A ORDEM CORRETA É: G _____

D K F J L Q R U Z X B N P C E O I Y T S V M W A G H


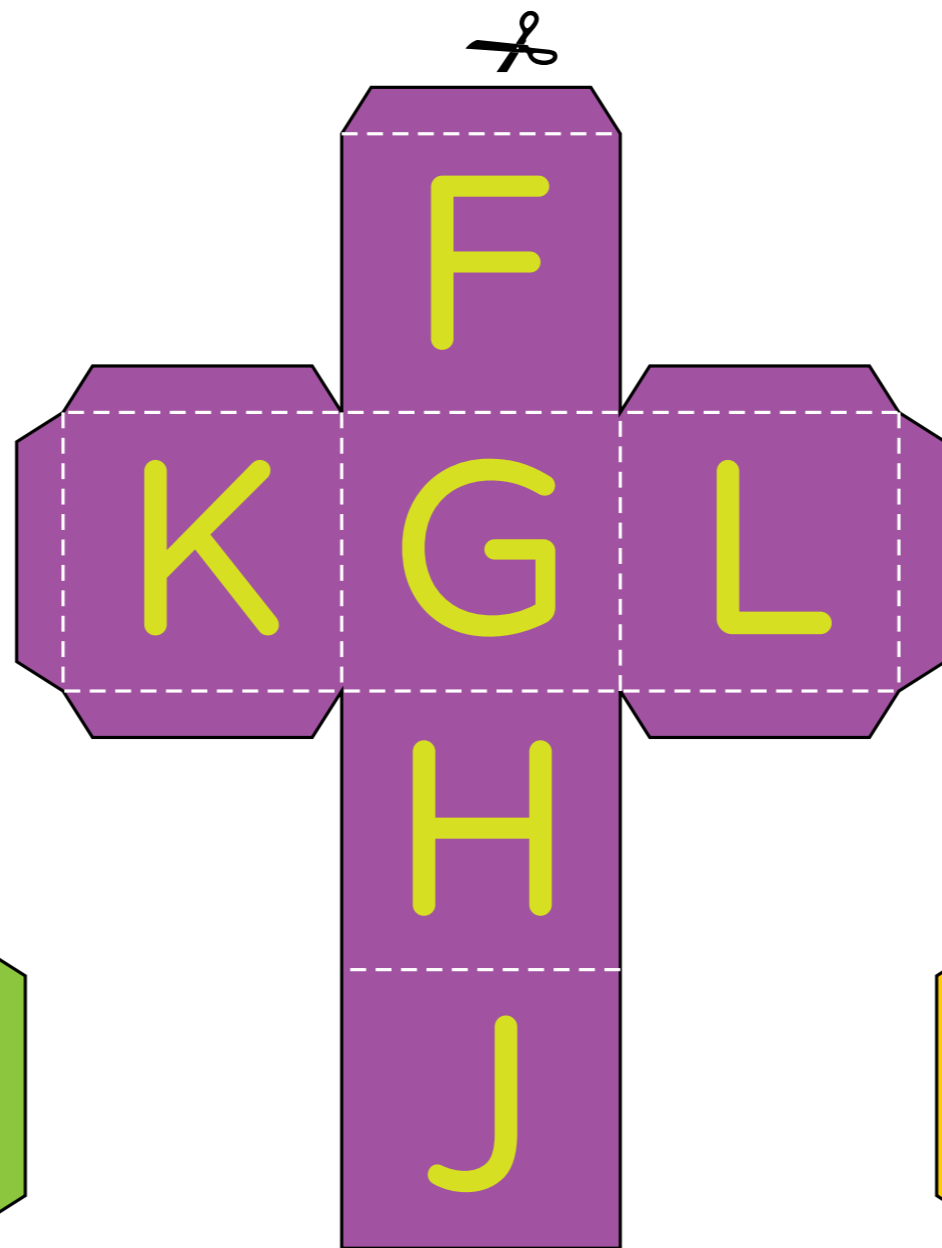
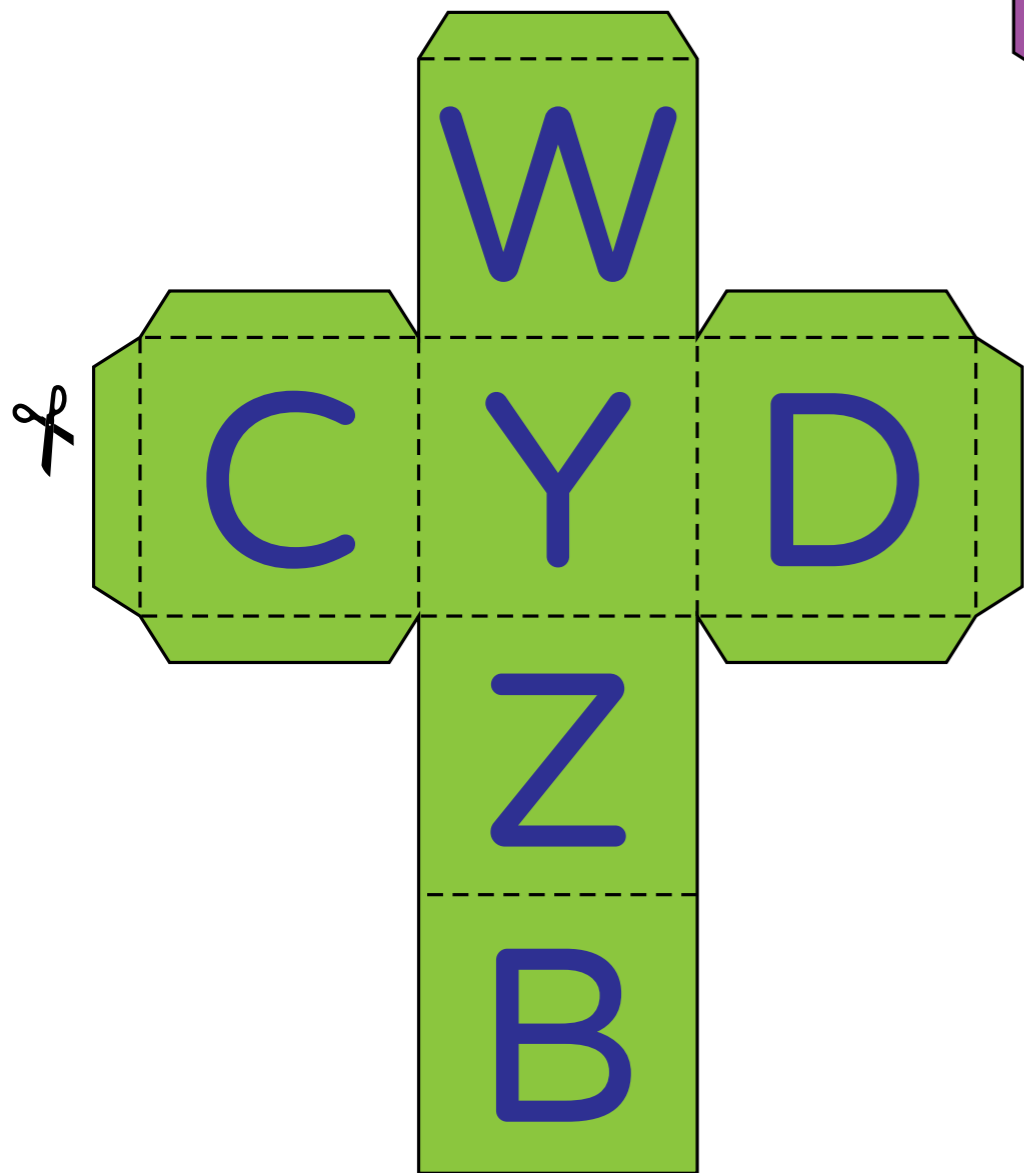
RECORTE, DOBRE E COLE
AS ABAS DOS DADOS.
JOGUE OS DADOS E
FORME PALAVRAS.



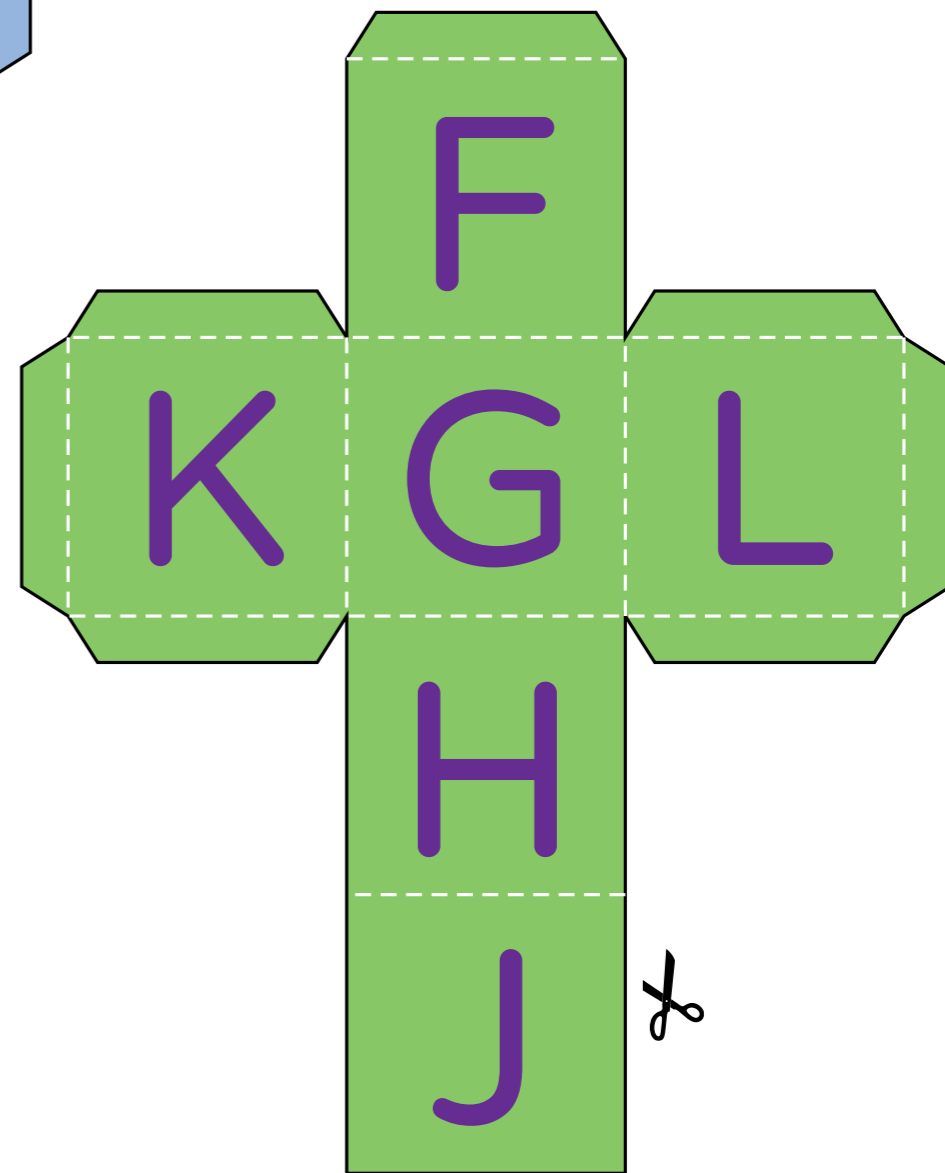
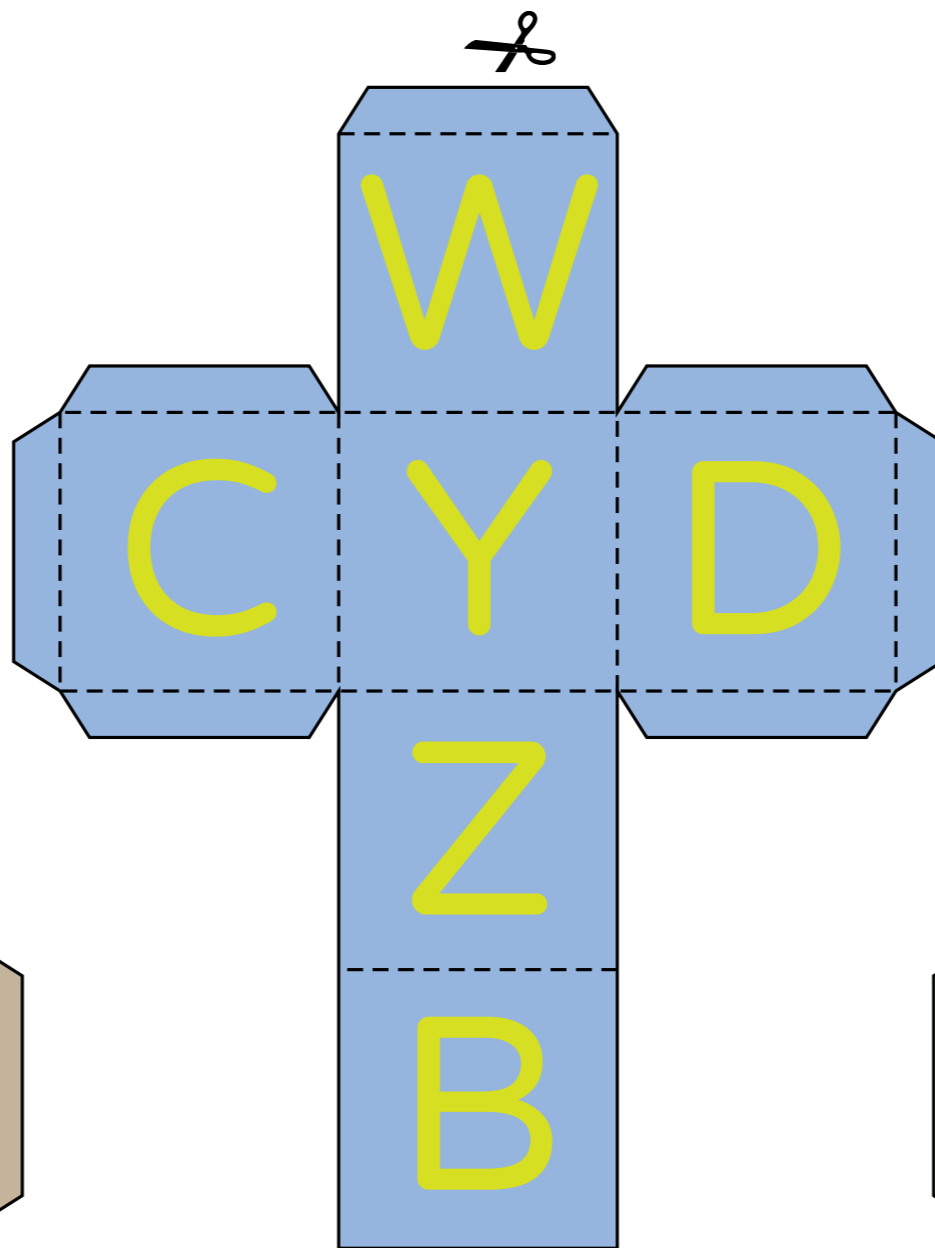
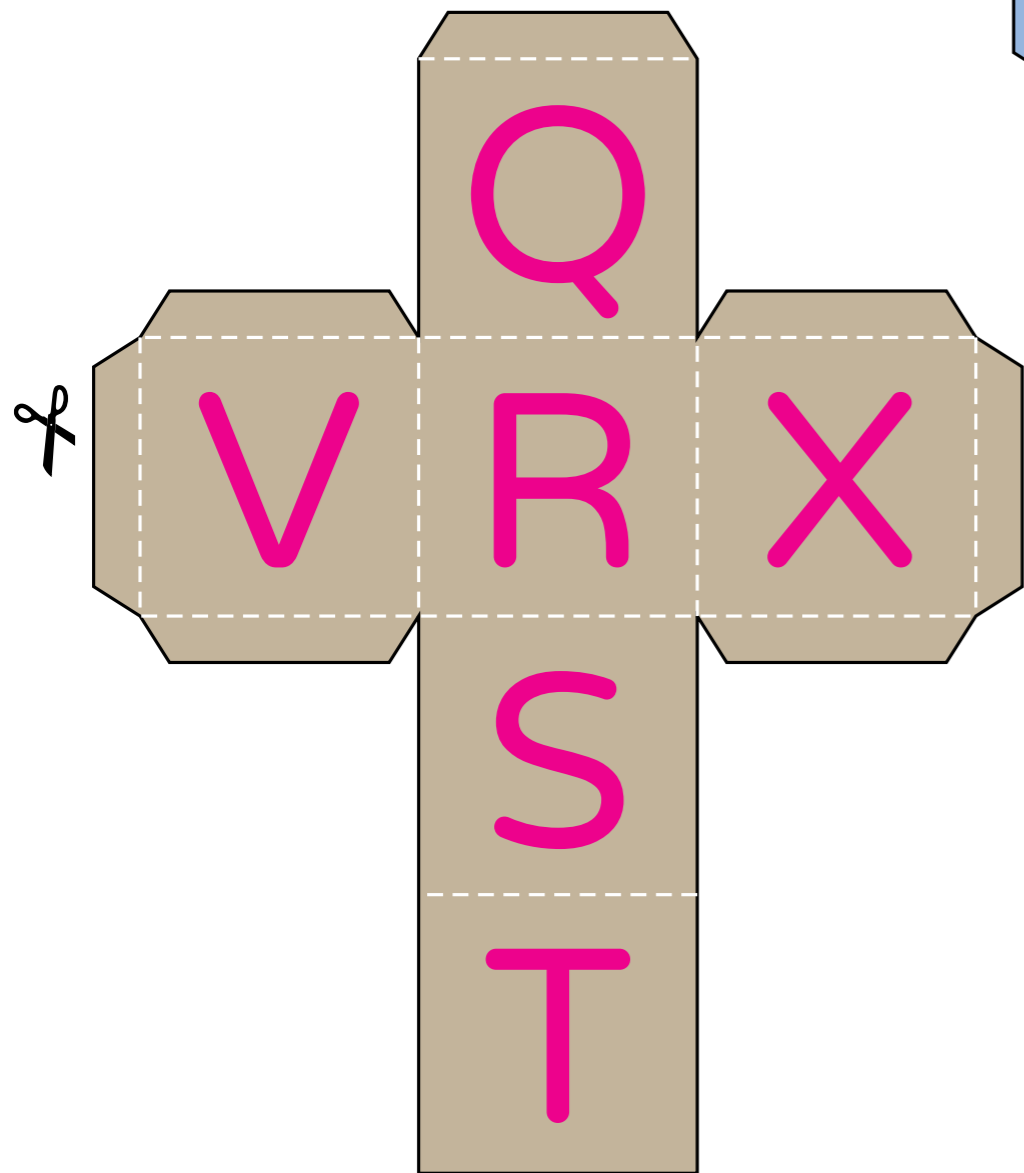
RECORTE, DOBRE E COLE
AS ABAS DOS DADOS.
JOGUE OS DADOS E
FORME PALAVRAS.



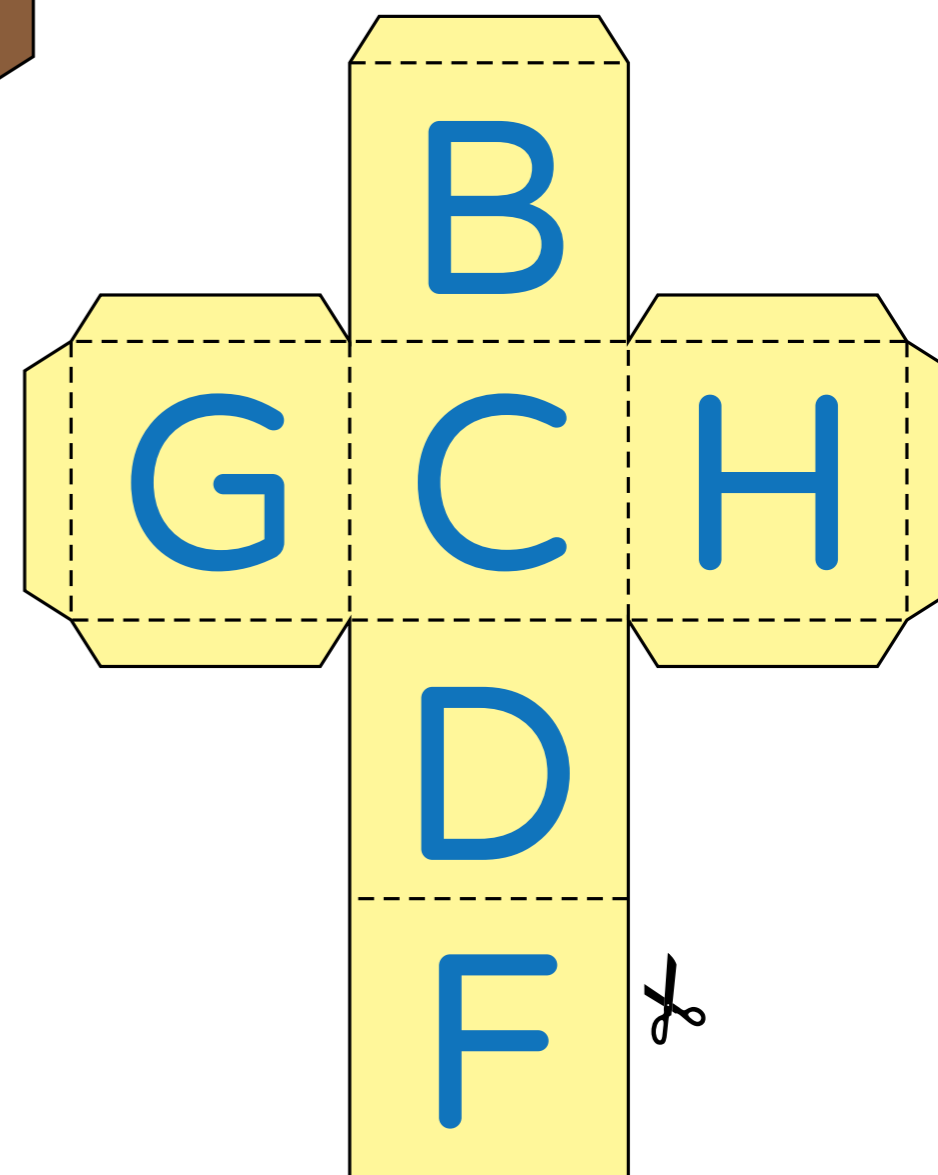
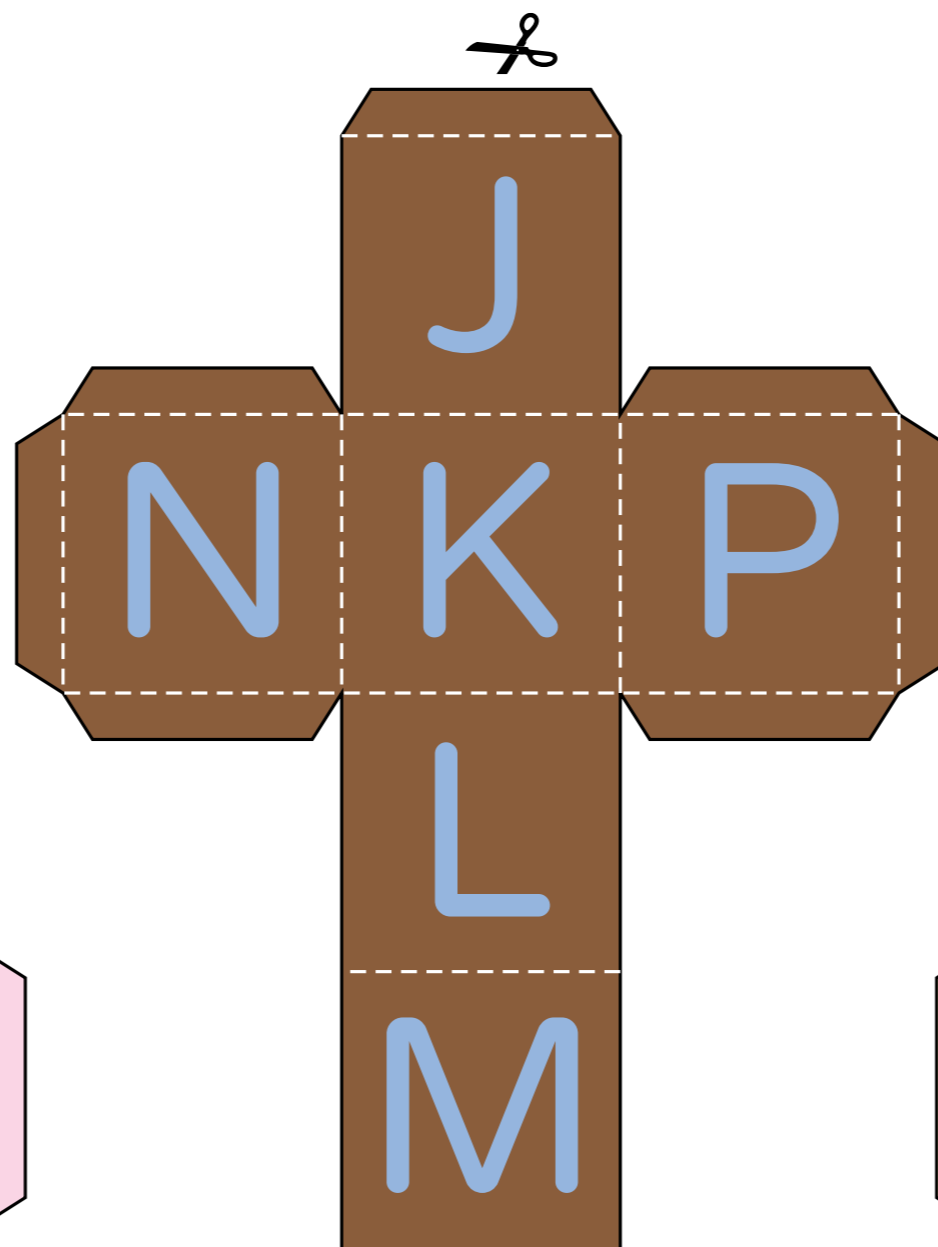
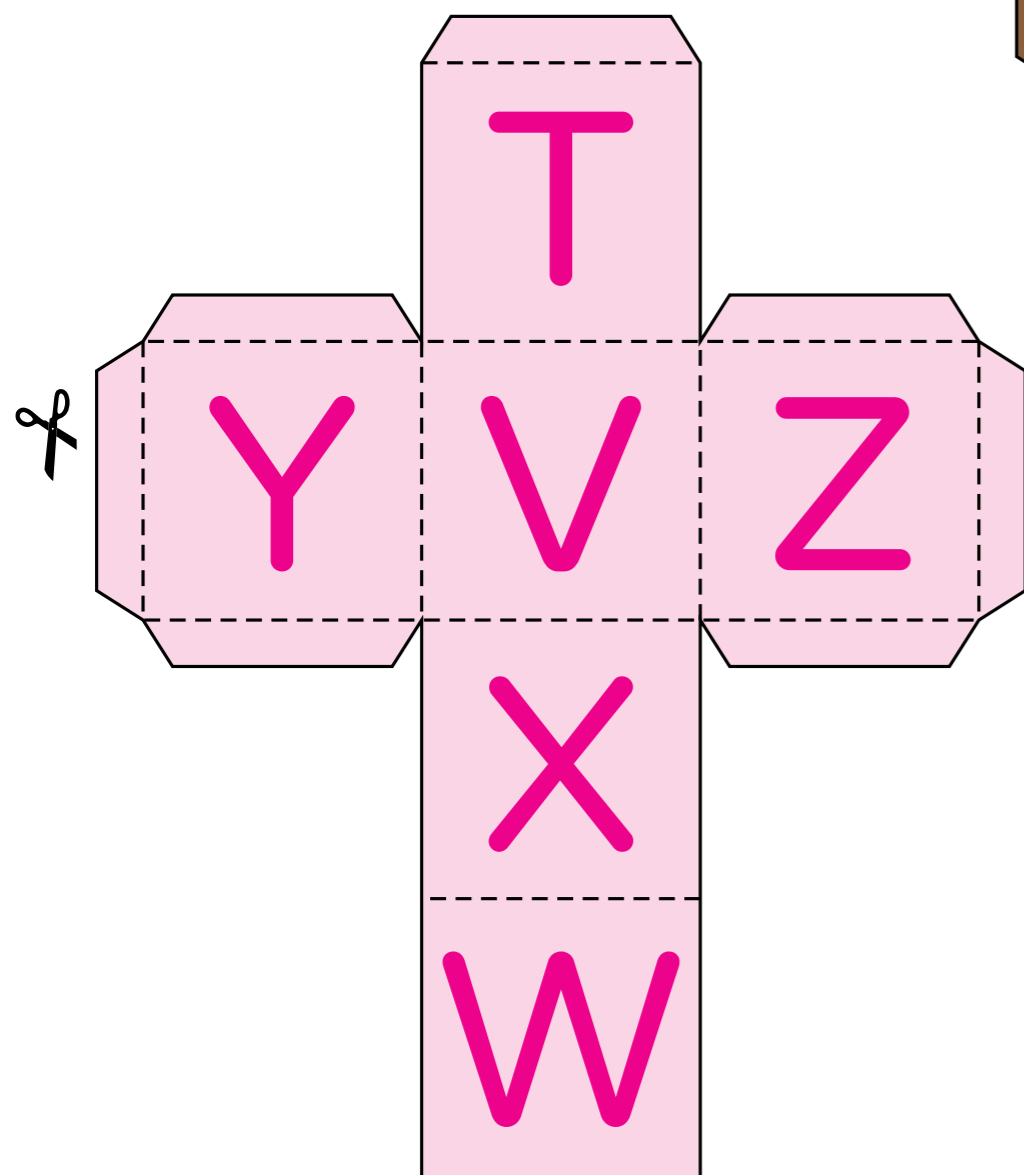
RECORTE, DOBRE E COLE
AS ABAS DOS DADOS.
JOGUE OS DADOS E
FORME PALAVRAS.





RECORTE, DOBRE E COLE
AS ABAS DOS DADOS.
JOGUE OS DADOS E
FORME PALAVRAS.



RECORTE, DOBRE E COLE
AS ABAS DOS DADOS.
JOGUE OS DADOS E
FORME PALAVRAS.



RECORTE, DOBRE E COLE
AS ABAS DOS DADOS.
JOGUE OS DADOS E
FORME PALAVRAS.



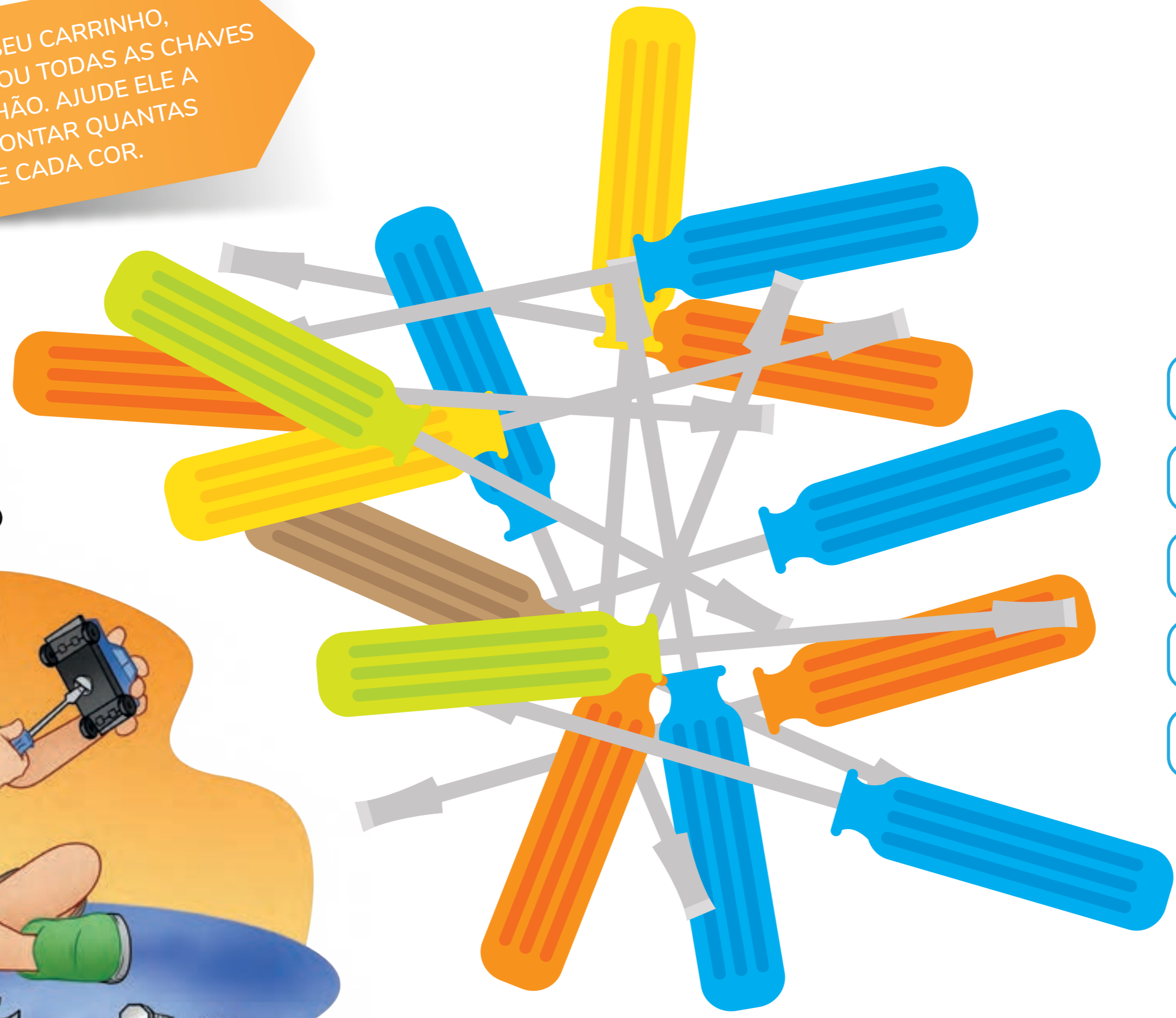
VAMOS BRINCAR DE COMPLETAR O QUADRO?
 RECORTE AS FIGURAS PONTILHADAS E COLE-AS NO QUADRO CONFORME A COMBINAÇÃO DADA.



4				
5				
6				
7				



AO CONSERTAR SEU CARRINHO,
NANDO DERRUBOU TODAS AS CHAVES
DE FENDA NO CHÃO. AJUDE ELE A
ORGANIZAR E CONTAR QUANTAS
CHAVES TÊM DE CADA COR.




- VERDE
- AMARELO
- LARANJA
- AZUL
- MARROM




VAMOS BRINCAR COM AS FORMAS GEOMÉTRICAS?


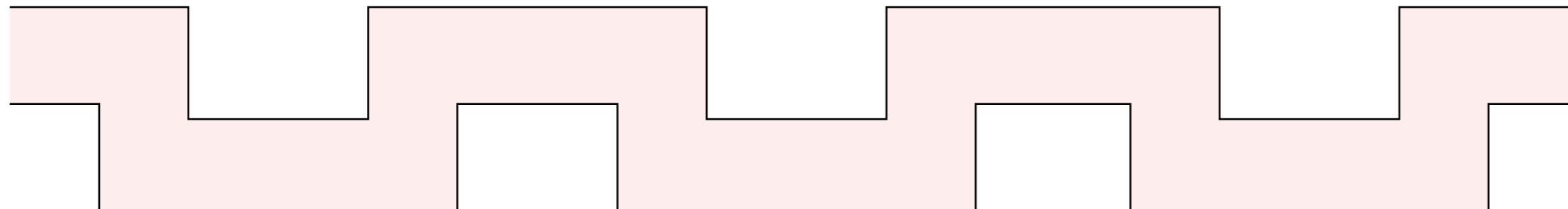


- PINTE DE AZUL OS CÍRCULOS.
- PINTE DE VERMELHO OS QUADRADOS.
- PINTE DE AMARELO OS RETÂNGULOS.
- PINTE DE VERDE OS TRIÂNGULOS.
- PINTE DE LARANJA OS LOSANGOS.
- PINTE DE PRETO OS OVAIS.
- PINTE DE MARROM OS TRAPÉZIOS.




PROCURE E MARQUE A SEQUÊNCIA IGUAL A ESSA COM OS 4 AMIGOS JUNTOS.



AJUDE A D. ANA A
ENCONTRAR SEUS OBJETOS
DE HIGIENE PESSOAL.





AGRINHO ADORA PASSAR
SEU TEMPO LENDO. AJUDE-O
A ENCONTRAR O CAMINHO
PARA A BIBLIOTECA.





VAMOS BRINCAR DE COMPLETAR O QUADRO?
 RECORTE AS FIGURAS PONTILHADAS E COLE-AS NO QUADRO CONFORME A COMBINAÇÃO DADA.


















AJUDE A ANINHA A ORGANIZAR SEU QUARTO. LIGUE, COM UM TRAÇO, CADA CAIXA AO NÚMERO DE OBJETOS QUE ELA PODE CONTER.



AJUDE O AVÔ DO NANDO A ORGANIZAR SUA OFICINA. LIGUE, COM UM TRAÇO, CADA CAIXA AO NÚMERO DE FERRAMENTAS QUE ELA PODE CONTER.



LIGUE OS ANIMAIS DA FAZENDA ÀS SUAS SOMBRAS.



VAMOS BRINCAR DE COMPLETAR
O QUADRO?
RECORTE AS FIGURAS PONTILHADAS
E COLE-AS NO QUADRO CONFORME
A COMBINAÇÃO DADA.


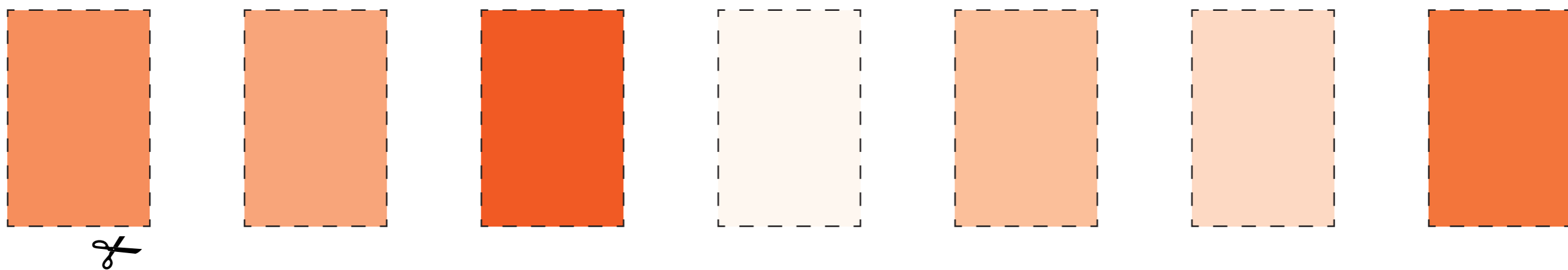
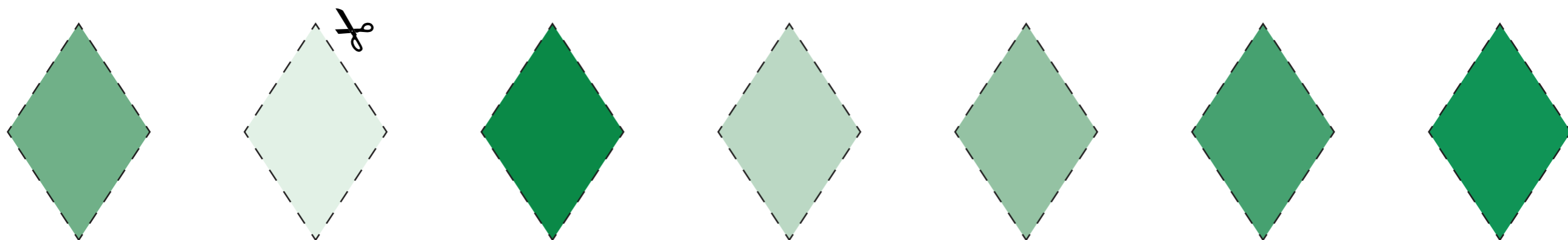







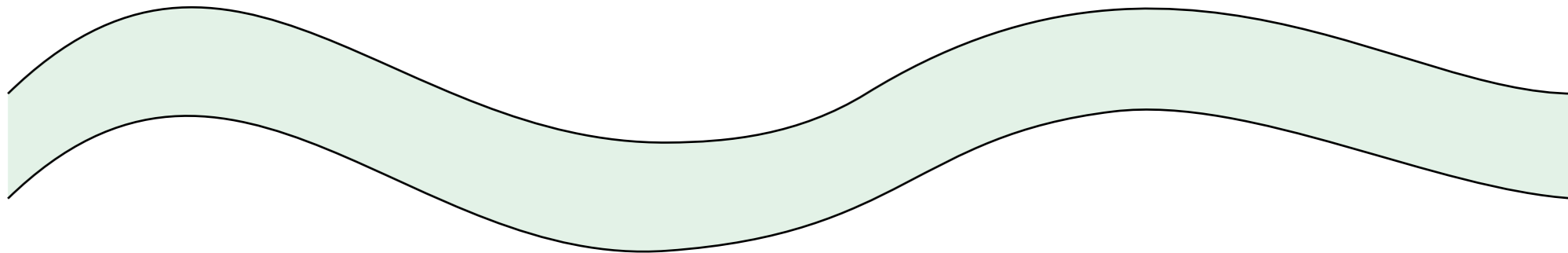

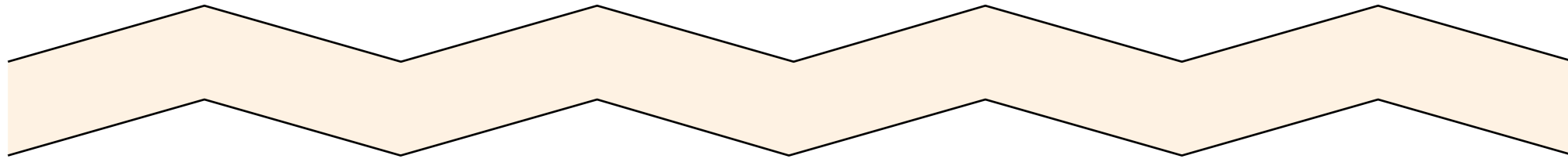
1. RECORTE AS FIGURAS ABAIXO.
2. MONTE UM BONECO COM ESTAS FIGURAS.
3. COLE O SEU BONECO EM UMA FOLHA.
4. DÊ UM NOME PARA ELE.



1. RECORTE AS FIGURAS GEOMÉTRICAS.
2. ORDENE AS FIGURAS IGUAIS DA COR MAIS ESCURA À COR MAIS CLARA.
3. AGORA COLE EM UMA FOLHA AS SÉRIES QUE VOCÊ ORDENOU.



AJUDE A ANINHA A ENCONTRAR ALIMENTOS SAUDÁVEIS PARA SUA FAMÍLIA.



PINTE O NUMERAL QUE
CORRESPONDE A QUANTIDADE
EXATA DE OBJETOS DE
JARDINAGEM EM CADA FILEIRA.



9 7 8



5 6 4



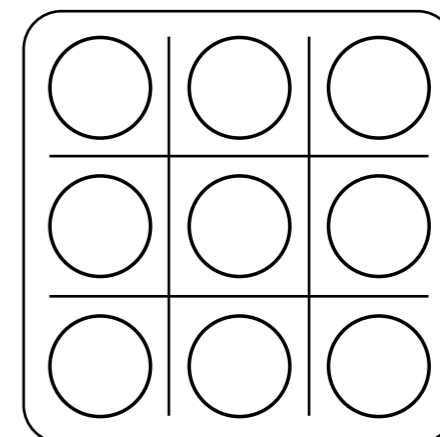
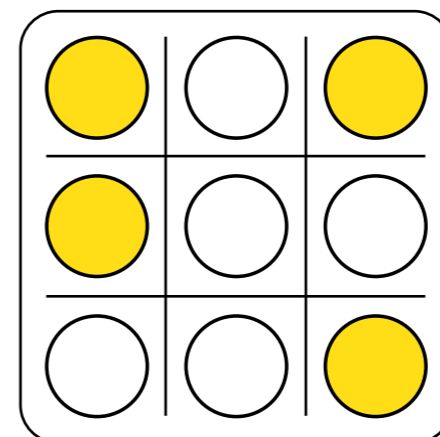
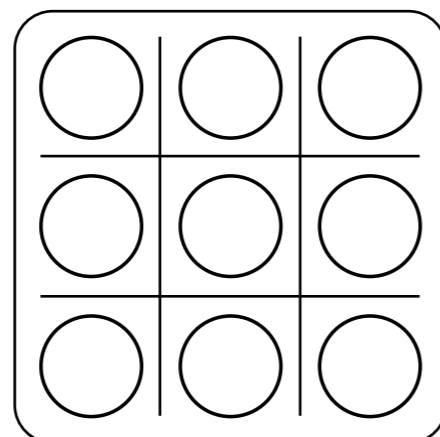
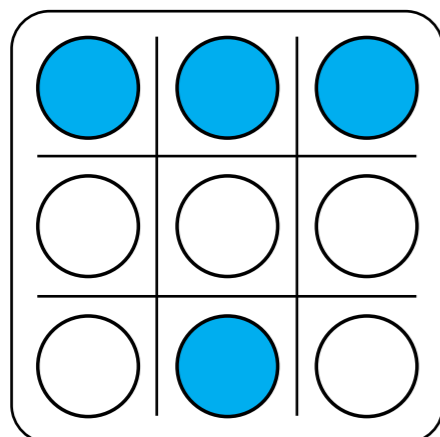
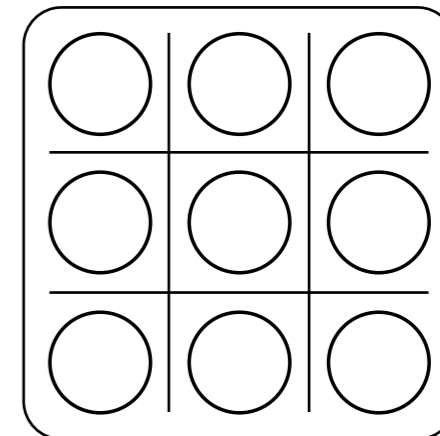
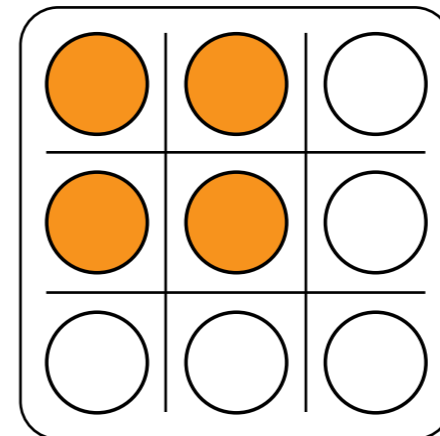
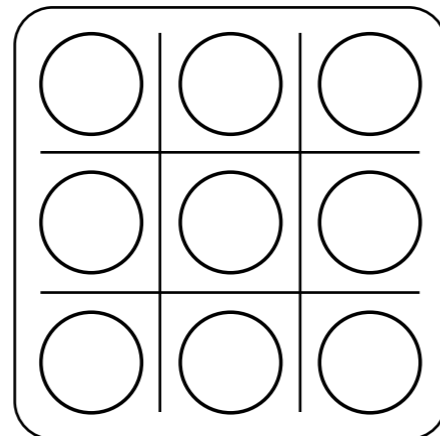
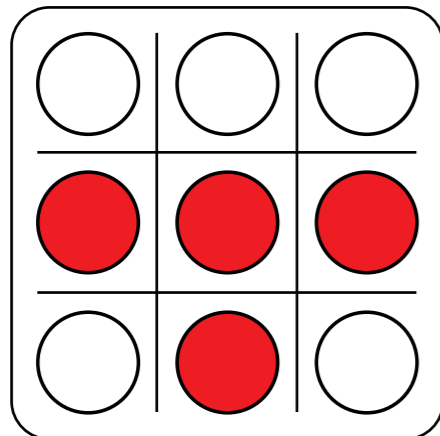
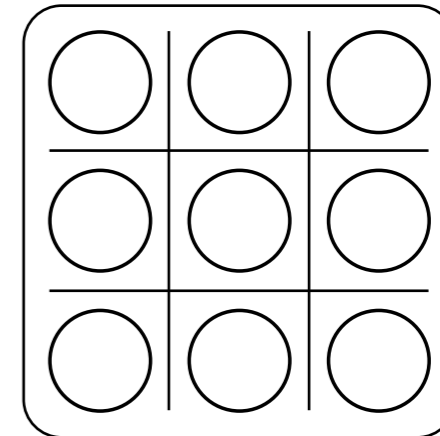
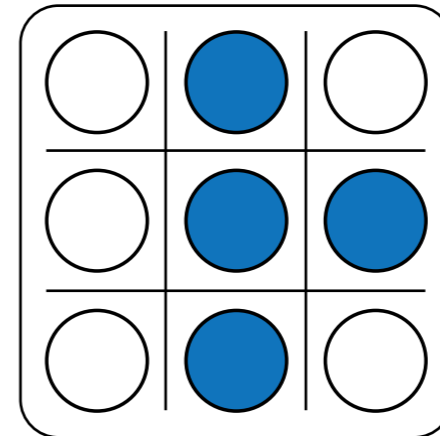
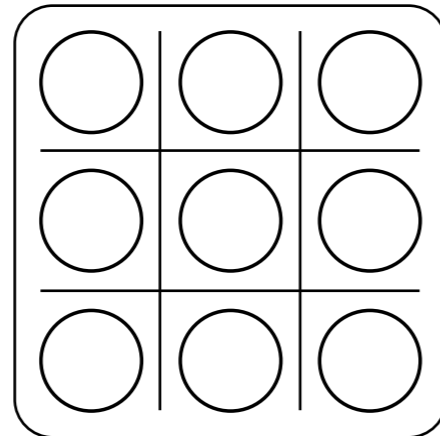
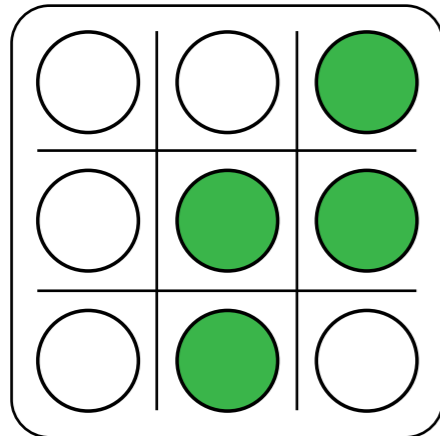
2 3 1




6 5 4










PINTE OS CÍRCULOS DE CADA PAR DE ACORDO COM O MODELO.



OBSERVE NESTE QUADRO A FAMÍLIA DO AGRINHO REUNIDA. DESENHE NO QUADRO AO LADO A SUA FAMÍLIA.



LIGUE AS VACAS
ÀS SUAS SOMBRAS.




VAMOS BRINCAR DE COMPLETAR O QUADRO?
 RECORTE AS FIGURAS PONTILHADAS E COLE-AS NO QUADRO CONFORME A COMBINAÇÃO DADA.












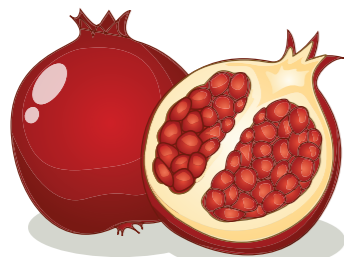









FAZEM PARTE DESSA ATIVIDADE 6 PÁGINAS. SÃO FLORES, FRUTAS, VEGETAIS, BRINQUEDOS, ANIMAIS E PRODUTOS DE HIGIENE. RECORTE AS FIGURAS DAS PÁGINAS 1 A 6 NOS PONTILHADOS, JUNTE TODAS AS FIGURAS, EMBARALHE E DEPOIS SEPRE EM SUAS DEVIDAS CATEGORIAS.









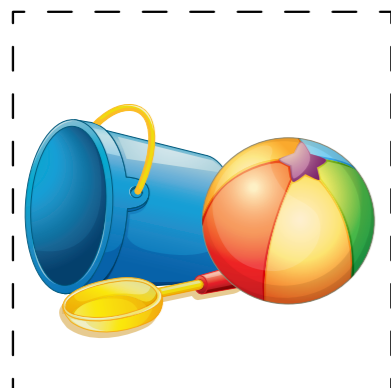


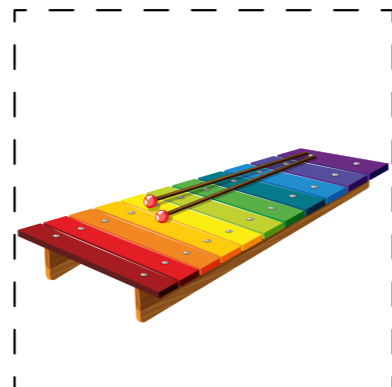

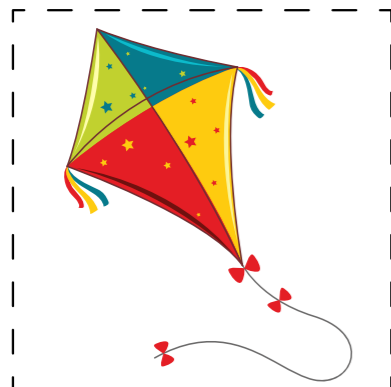
FAZEM PARTE DESSA ATIVIDADE 6 PÁGINAS. SÃO FLORES, FRUTAS, VEGETAIS, BRINQUEDOS, ANIMAIS E PRODUTOS DE HIGIENE. RECORTE AS FIGURAS DAS PÁGINAS 1 A 6 NOS PONTILHADOS, JUNTE TODAS AS FIGURAS, EMBARALHE E DEPOIS SEPRE EM SUAS DEVIDAS CATEGORIAS.




FAZEM PARTE DESSA ATIVIDADE 6 PÁGINAS. SÃO FLORES, FRUTAS, VEGETAIS, BRINQUEDOS, ANIMAIS E PRODUTOS DE HIGIENE. RECORTE AS FIGURAS DAS PÁGINAS 1 A 6 NOS PONTILHADOS, JUNTE TODAS AS FIGURAS, EMBARALHE E DEPOIS SEPRE EM SUAS DEVIDAS CATEGORIAS.



FAZEM PARTE DESSA ATIVIDADE 6 PÁGINAS. SÃO FLORES, FRUTAS, VEGETAIS, BRINQUEDOS, ANIMAIS E PRODUTOS DE HIGIENE. RECORTE AS FIGURAS DAS PÁGINAS 1 A 6 NOS PONTILHADOS, JUNTE TODAS AS FIGURAS, EMBARALHE E DEPOIS SEPRE EM SUAS DEVIDAS CATEGORIAS.



FAZEM PARTE DESSA ATIVIDADE 6 PÁGINAS. SÃO FLORES, FRUTAS, VEGETAIS, BRINQUEDOS, ANIMAIS E PRODUTOS DE HIGIENE. RECORTE AS FIGURAS DAS PÁGINAS 1 A 6 NOS PONTILHADOS, JUNTE TODAS AS FIGURAS, EMBARALHE E DEPOIS SEPRE EM SUAS DEVIDAS CATEGORIAS.



FAZEM PARTE DESSA ATIVIDADE 6 PÁGINAS. SÃO FLORES, FRUTAS, VEGETAIS, BRINQUEDOS, ANIMAIS E PRODUTOS DE HIGIENE. RECORTE AS FIGURAS DAS PÁGINAS 1 A 6 NOS PONTILHADOS, JUNTE TODAS AS FIGURAS, EMBARALHE E DEPOIS SEPRE EM SUAS DEVIDAS CATEGORIAS.




1. RECORTE O DESENHO DOS TÊNIS DO AGRINHO E COLE-OS EM UM PEDAÇO DE PAPELÃO.

2. FAÇA UM FURO NOS CÍRCULOS.

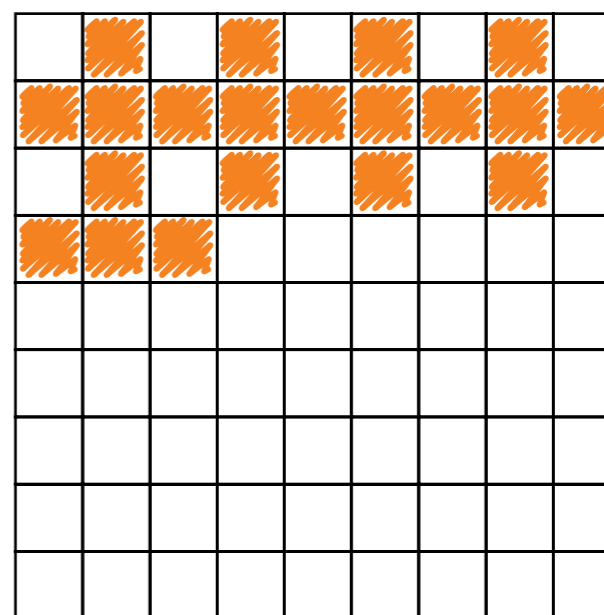

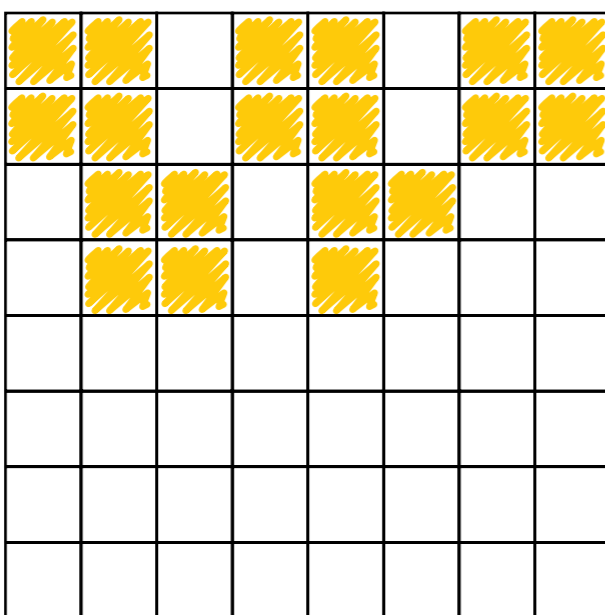
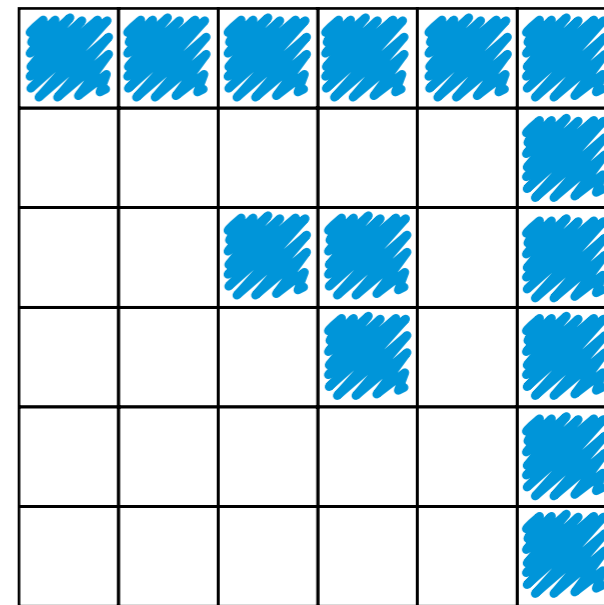
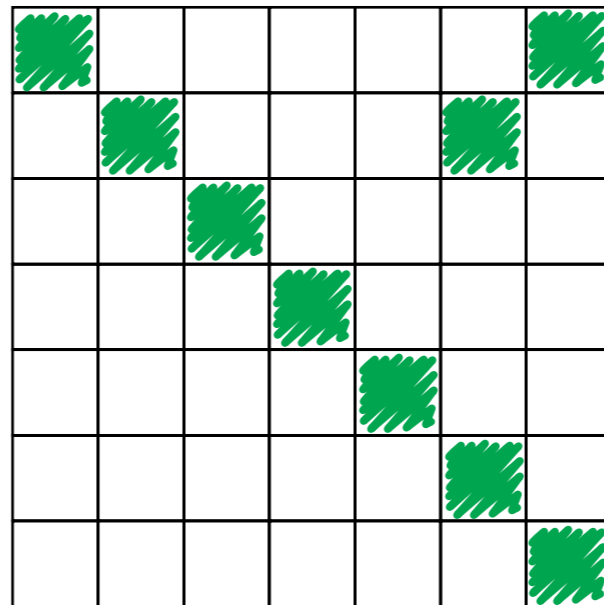
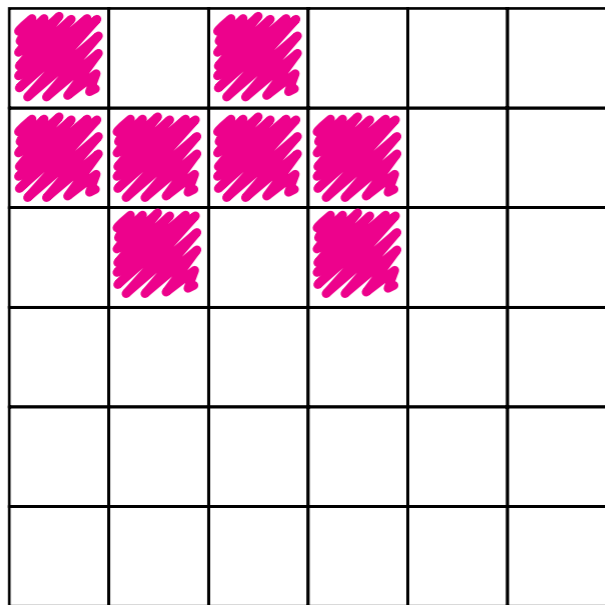
3. CORTE DOIS PEDAÇOS DE BARBANTE, LÃ OU FIO GROSSO PARA USÁ-LOS COMO CADARÇOS.

4. COLOQUE OS CADARÇOS NOS TÊNIS DO AGRINHO.

5. FAÇA OS LAÇOS NOS CADARÇOS.



O AGRINHO COMEÇOU A PINTAR ALGUNS QUADROS. VAMOS AJUDÁ-LO A TERMINAR? OBSERVE QUE ELE JÁ ESCOLHEU O DESENHO. VOCÊ DEVE APENAS TERMINÁ-LO.








VAMOS BRINCAR DE COMPLETAR
O QUADRO?
RECORTE AS FIGURAS PONTILHADAS
E COLE-AS NO QUADRO CONFORME
A COMBINAÇÃO DADA.



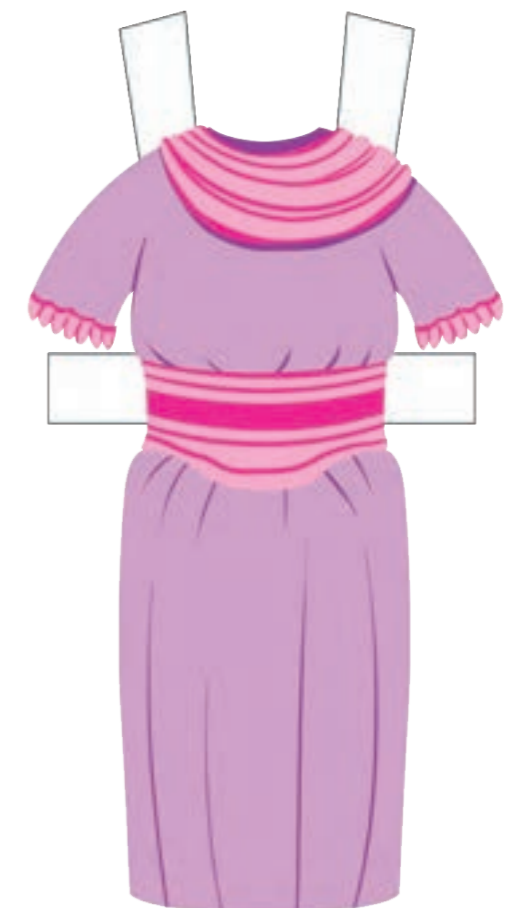
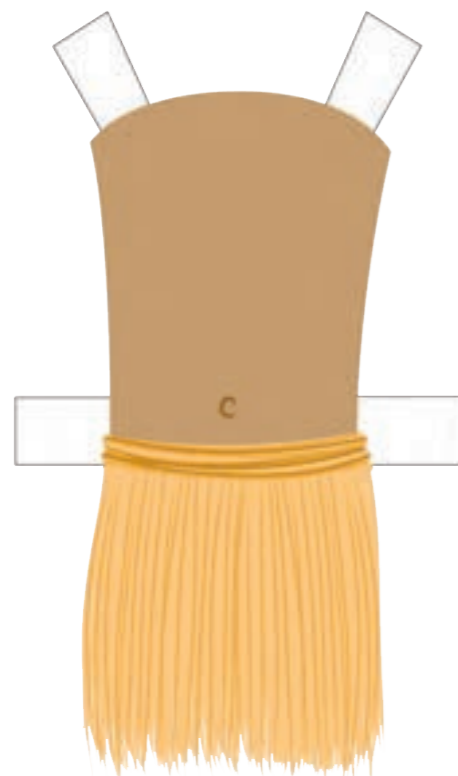
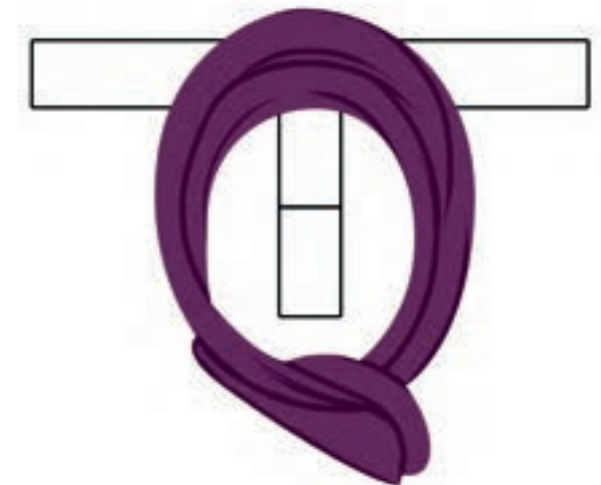




ESSA ATIVIDADE É COMPOSTA POR 8 PÁGINAS NUMERADAS.
RECORTE OS BONECOS DAS PÁGINAS 1 E 2.
COLE EM UMA CARTOLINA OU PAPELÃO.
AGORA VOCÊ PODE VESTI-LOS COM OS TRAJES TÍPICOS QUE
ESTÃO NAS PÁGINAS 3, 4, 5, 6, 7 E 8.






MODO DE MONTAR O CHAPÉU





INDÍGENAS

ÁRABES



MODO DE MONTAR O CHAPÉU




JUDEUS



ALEMÃES




MODO DE MONTAR O CHAPÉU



JAPONESES



ITALIANOS




MODO DE MONTAR O CHAPÉU

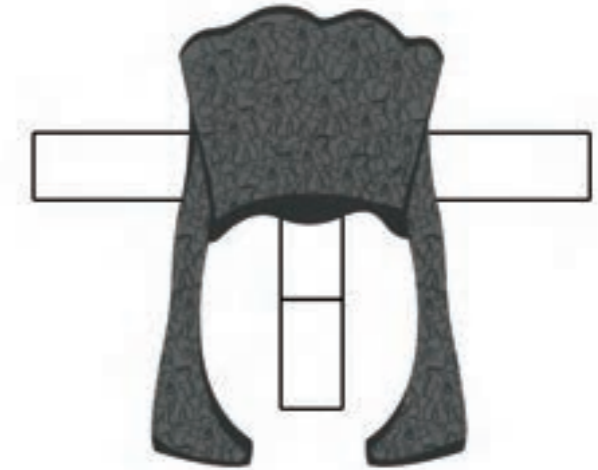


UCRANIANOS

POLONESES




MODO DE MONTAR O CHAPÉU




PORTUGUESES

ESPAÑHÓIS




MODO DE MONTAR O CHAPÉU



AFRICANOS

SÍRIO-LIBANESES





**SENAR – ADMINISTRAÇÃO REGIONAL
DO ESTADO DO PARANÁ**

CONSELHO ADMINISTRATIVO

Presidente

Ágide Meneguette

Membros Titulares

Rosanne Curi Zarattini

Nelson Costa

Darci Piana

Marcos Junior Brambilla

Membros Suplentes

Livaldo Gemin

Robson Mafioletti

Ari Faria Bittencourt

José Amauri Denck

CONSELHO FISCAL

Membros Titulares

Sebastião Olímpio Santaroza

Paulo José Buso Junior

Carlos Alberto Gabiatto

Membros Suplentes

Ana Thereza da Costa Ribeiro

Ciro Tadeu Alcântara

Aparecido Callegari

Superintendente

Débora Grimm

**COLEÇÃO AGRINHO:
BRINCANDO E APRENDENDO 2**

Depósito legal na CENAGRI, conforme Portaria Interministerial n.164, datada de 22 de julho de 1994 e junto a Fundação Biblioteca Nacional e Centro de Editoração, Documentação e Informação Técnica do SENAR AR-PR

Autora: Patrícia Lupion Torres

Coordenação Técnica: Arthur Piazza Bergamini –
CREA-PR-84035/D

Coordenação Pedagógica: Patrícia Lupion Torres

Coordenação Gráfica: Carlos Manoel Machado
Guimarães Filho

Coordenação Editorial: Patrícia Lupion Torres

Projeto Gráfico: Glauce Midori Nakamura

Ilustração Envelope: Ana Carolina de Bassi

Ilustrações Atividades: Ana Carolina de Bassi,
Nicholas Geraldo de Castilho Silva, Tiago Möller,
banco de imagem Freepik

Fotografias: Liza Caprilhone

Logotipo Coleção Agrinho: Ana Carolina de Bassi
e Glauce Midori Nakamura

Diagramação: Glauce Midori Nakamura

Normalização e Revisão Final: CEDITEC – SENAR AR/PR

Revisores:

FEDERAÇÃO DAS APAES DO ESTADO DO PARANÁ
Cacilda Veronesi Jaloto dos Santos
Isabel Cristina Bento Fernandes Gomes



Torres, Patrícia Lupion.

T693

Brincando e aprendendo 2 / Patrícia Lupion Torres. – Curitiba
:SENAR AR/PR., 2021. – v. 2 ; 55 p. - (Coleção Agrinho).

ISBN 978-65-88733-12-7

1. Educação infantil. 2. Literatura infantojuvenil. 3. Temas
transversais. 4. Educação especial. 5. Educação inclusiva.
1. Título.

CDD087.2
CDU087.2:37(816.2)

Rita de Cassia Teixeira Gusso CRB 9/647

Nenhuma parte desta publicação poderá ser reproduzida, por qualquer
meio, sem a autorização do editor.

IMPRESSO NO BRASIL - DISTRIBUIÇÃO GRATUITA



UM PROGRAMA DE RESPONSABILIDADE DO SISTEMA FAEP/SENAR-PR E SEUS PARCEIROS

SISTEMA FAEP



SECRETARIAS DE ESTADO:
DA EDUCAÇÃO E DO ESPORTE
DA AGRICULTURA E DO
ABASTECIMENTO
DO DESENVOLVIMENTO
SUSTENTÁVEL E DO TURISMO
DA JUSTIÇA, FAMÍLIA
E TRABALHO

**PREFEITURAS
MUNICIPAIS**
Por intermédio
das Secretarias
Municipais de
Educação



MINISTÉRIO DA
ECONOMIA

